

**BRANDON UNIVERSITY
RETIREMENT PLAN**

ANNUAL REPORT - 2014

incorporating the Annual Financial Statements



**BRANDON
UNIVERSITY**

June 2015

Dear Member:

Enclosed is a detailed report on the operation of the Brandon University Retirement Plan this past year. Its purpose is to provide general information to the membership, particularly with regard to the financial operation and performance of the Plan. Full audited financial statements for the year ended December 31, 2014 are included in this report.

The Plan, under the guidance of Connor, Clark & Lunn Investment Management Ltd., had a rate of return of 9.0% in 2014 (16.8% in 2013). The December 31, 2014 Brandon University Retirement Plan valuation completed by the Plan actuary, Eckler Ltd. determined that the Plan had a solvency deficiency of Plan assets over calculated Plan obligations (liabilities) of \$35,990,000 in 2014 (\$18,058,000 in 2013). The solvency ratio is 0.775 in 2014 (0.842 in 2013). In January 2009, Brandon University filed an election to be exempt from the requirement to make solvency deficiency special payments in accordance with the University Pension Plans Exemption Regulation. As a result of the election, the University is not required to make special payments into the Plan related to the solvency deficiency.

The Going-Concern funding method shows an unfunded liability of \$12,480,000 on December 31, 2014 (\$15,139,000 in 2013). The University is required to make special payments to fund this unfunded liability over a maximum 15 year amortization period. The existing unfunded liability will be funded over 12 years. The annual cost of this special payment for 2015 is \$1,473,000 (\$1,698,000 in 2014). A "Going-Concern Valuation" assumes Brandon University will continue to operate, the Retirement Plan will continue to operate, and pension benefit obligations will come due through member retirement, termination of employment, or death.

The improvement of the financial position of the Plan is mainly due to greater than expected investment returns based on a smoothed asset valuation method, special payments made in 2014 to fund the unfunded liability, and losses due to a decrease in the valuation interest rate.

Since the solvency ratio of the plan is less than 0.90, the Pension Benefits Act of Manitoba requires the next valuation be effective no later than December 31, 2015. This valuation will be completed in 2016.

The Board of Trustees of the Retirement Plan welcomes any comments or questions from all members.

Sincerely,

Mr. Bryan Hill, Ph.D.
Chair, Board of Trustees
Brandon University Retirement Plan

Mr. Scott J. B. Lamont, FCGA, MBA
Vice-President (Administration & Finance)
Brandon University

BRANDON UNIVERSITY RETIREMENT PLAN

Annual Report for the year ended December 31, 2014

Members of the Board of Trustees (as of December 31, 2014):

Bryan Hill	BUFA
Adrian Weber	BUFA
Tanya Cantlon	MGEU
Eric Raine	MGEU
Ian Smith	IUOE "A"
George Manby	IUOE "D"
Sharon Hooper	Exempt Staff
Scott Lamont	Board of Governors
Patrick Carrabre	Board of Governors
John Rice	Pensioners

Consultant/Actuary	Eckler Ltd.
Investment Manager	Connor, Clark & Lunn Investment Management Ltd.
Investment Sector Managers	CC&L Canadian Q 120/20 Fund (Canadian Equities) SRA Canadian Equity Fund PCJ Canadian Equity Fund NS Partners International Equity Fund CC&L US Equities Fund CC&L Bond Fund
Custodian	CIBC Mellon Global Securities Services Company
Plan Administrator	Board of Trustees of the Brandon University Retirement Plan

General Information

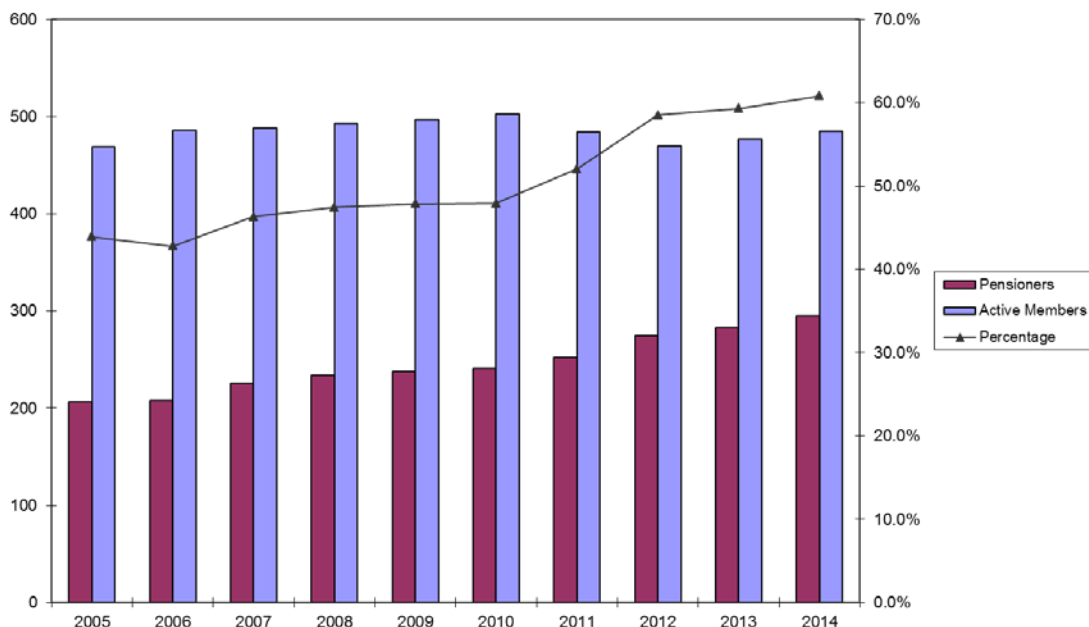
- a) The Brandon University Retirement Plan is a final average, defined benefit plan, which provides a benefit to all eligible employees of Brandon University upon retirement, termination, or death. The Plan is administered by the Board of Trustees of the Brandon University Retirement Plan. A full description of the Plan is contained in the official Plan document and is available on the Brandon University website or from the Human Resources Office.
- b) The Plan is funded by contributions from Plan members and the University, as well as the income from investments. Net assets in the plan, at market value, at December 31 were:

2014	\$155.7 million
2013	\$144.4 million
2012	\$123.4 million
2011	\$109.5 million
2010	\$108.8 million

- c) Similar to many other maturing pension plans in Canada, the number of pensioners is increasing relative to the number of active contributing members of the Plan. Over the past ten years, the number of pensioners has increased from 40% of the active members to 61% in 2014. Brandon University Retirement Plan membership at December 31:

	2014	2013
Active members	485	477
Pensioners	295	283
Deferred, inactive and Pending Election	77	78

Pensioners as a Percentage of Active Members



An impact of increasing numbers of pensioners relative to active contributing members is the increasing need for investment income of the Plan to fund future income requirements. Pensions paid annually to retirees is 128% of the annual regular contributions from Plan members and the University. In addition, the University is making unfunded liability special payments to make up the unfunded liability shortfall calculated by the Plan actuaries.

Plan member transactions:

	2014	2013
Member and University regular contributions to the Plan	\$4,922,379	\$5,079,688
Unfunded liability special payments to the plan	1,698,000	3,115,006
Transfers from other plans	0	192,935
Pensions paid to retired members	6,305,515	5,695,617
Death benefits and refund settlements due to terminations	1,296,375	1,743,945

- d) The Brandon University Retirement Plan is subject to a periodic valuation by an independent actuary to determine whether the current Plan assets and contributions from members and the University will adequately fund future benefits. The Pension Benefits Act of Manitoba requires that such a study be done at least every three years as long as the solvency ratio of the Plan is greater than 0.90. The most recent valuation was performed by Eckler Ltd. as at December 31, 2014. Using the solvency valuation method, the Plan had a deficiency of assets over actuarial (calculated) liabilities of \$35,990,000. Using the going-concern or aggregate method, the Plan had an unfunded liability of \$12,480,000.

The University is required to make special payments to fund the unfunded liability over a maximum 15 year amortization period. The remaining existing unfunded liability will be funded over 12 years. The annual cost of this special payment for 2015 is \$1,473,000 (\$1,698,000 in 2014). No additional special payment is required to be made for the solvency deficiency because the University is exempted under the University Pension Plans Exemption Regulation.

However, since the solvency ratio of the plan is less than 0.90, the Pension Benefits Act of Manitoba requires that the next valuation be effective no later than December 31, 2015. It will be completed in 2016.

- e) If the average net investment return on the Fund during the last four years exceeds 6.0% per annum, each pensioner who was receiving a pension at the end of that year, is entitled to receive an increase in that pension effective from July 1 in the following calendar year. The details of this entitlement are recorded in article 7.3 of the Brandon University Retirement Plan document, as amended April 11, 2013. The result of this calculation over the past 10 years is as follows.

**Brandon University
Historical Increases (Article 7.3 - Supplementary Pension)**

Brandon University Pension Increases - Pre 2013 amendment						
	(1)	(2)	(3)	(4)	(5)	
Year	Gross Actuarial Return	Net Actuarial Return	Excess of Net over 6%	Increase in CPI	Actual COLA given	Effective Date of COLA Increase
2006	16.80%	16.30%	10.30%	1.60%	1.60%	1 July 2007
2007	9.20%	8.68%	2.68%	2.40%	2.40%	1 July 2008
2008	-11.42%	-11.85%	Nil	1.20%	Nil	1 July 2009
2009	16.71%	16.15%	10.15%	1.30%	1.30%	1 July 2010
2010	3.73%	3.23%	Nil	2.40%	Nil	1 July 2011
2011	-1.63%	1.38%	Nil	2.30%	Nil	1 July 2012

Brandon University Pension Increases - Post 2013 amendment						
	(1)	(2)	(3)	(4)	(5)	
Year	Net Investment Return (market value)	Four-year Geometric Average Return	Excess of Average return over 6%	Increase in CPI	Actual COLA given	Effective Date of COLA Increase
2009	16.20%					
2010	10.62%					
2011	-1.63%					
2012	9.38%	8.45%	2.45%	0.80%	1.39%	1 July 2013
2013	16.22%	8.45%	2.45%	1.20%	1.70%	1 July 2014
2014	8.53%	7.93%	1.93%	1.50%	1.50%	1 July 2015

COLA = lower of columns (3) or (4)

Investment Management Objectives

The current investment manager, Connor, Clark & Lunn, Investment Management Ltd. (CC&L), was appointed December 30, 1994. Since that time the plan investment management has been diversified by making use of several investment sector specialists within the family of companies working with CC&L, under the general management of CC&L.

The Investment Manager operates with the general objective to maximize long-term total returns while protecting the capital value of the fund. The Manager seeks to attain an average rate of return of 3% over the CPI increase for the same period. Secondary objectives are to generate returns in excess of the return of the Benchmark Fund over rolling four-year periods

and to perform in the top third of investment managers as measured by a nationally recognized service. RBC Dexia Benchmark Investment Analytics (BIA) was used as the measurement service for this report.

The Brandon University Retirement Plan investment performance (9.0%) exceeded the objective of CPI plus 3% (4.5%) for 2014 as did the four year rolling average ending in 2014 (BU Plan was 8.7% vs. 4.5%). The Plan also exceeded the rolling four year average benchmark return (BU Plan 8.7% vs. Benchmark 7.6%). Although the top third of managers is not reported by BIA, the BU Plan annual return (9.0%) was lower than the median (9.9%) and the top 25% (11.3%) of balanced fund investment managers in 2014. The BU Plan four year rolling average return (8.7%) was slightly lower than the median (8.8%) and the top 25% (9.4%) of balanced fund investment managers.

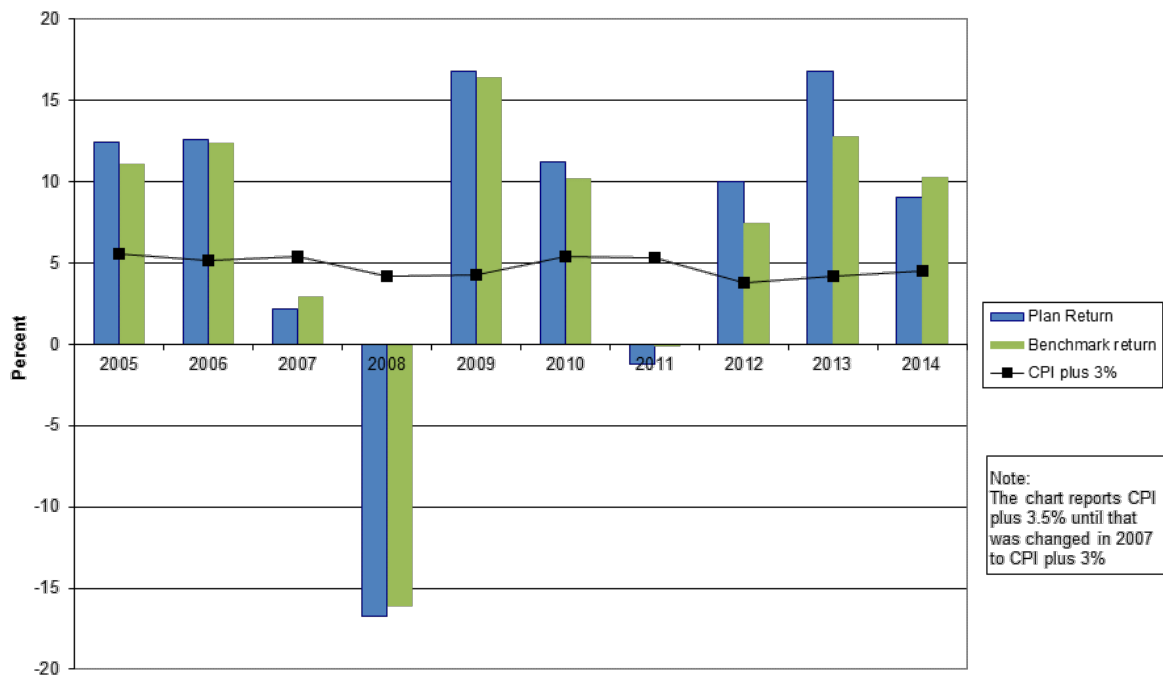
Investment Performance

<u>Period Ending December 31</u>	<u>Total Return</u>	<u>Annual Rate of Increase in CPI</u>
2014	9.0%	1.5%
2013	16.8%	1.2%
2012	10.0%	0.8%
2011	-1.2%	2.3%
2010	11.2%	2.4%
Benchmark return for 2014		10.3%
Four year rolling average ending 2014		
Retirement plan performance		8.7%
Benchmark performance		7.6%

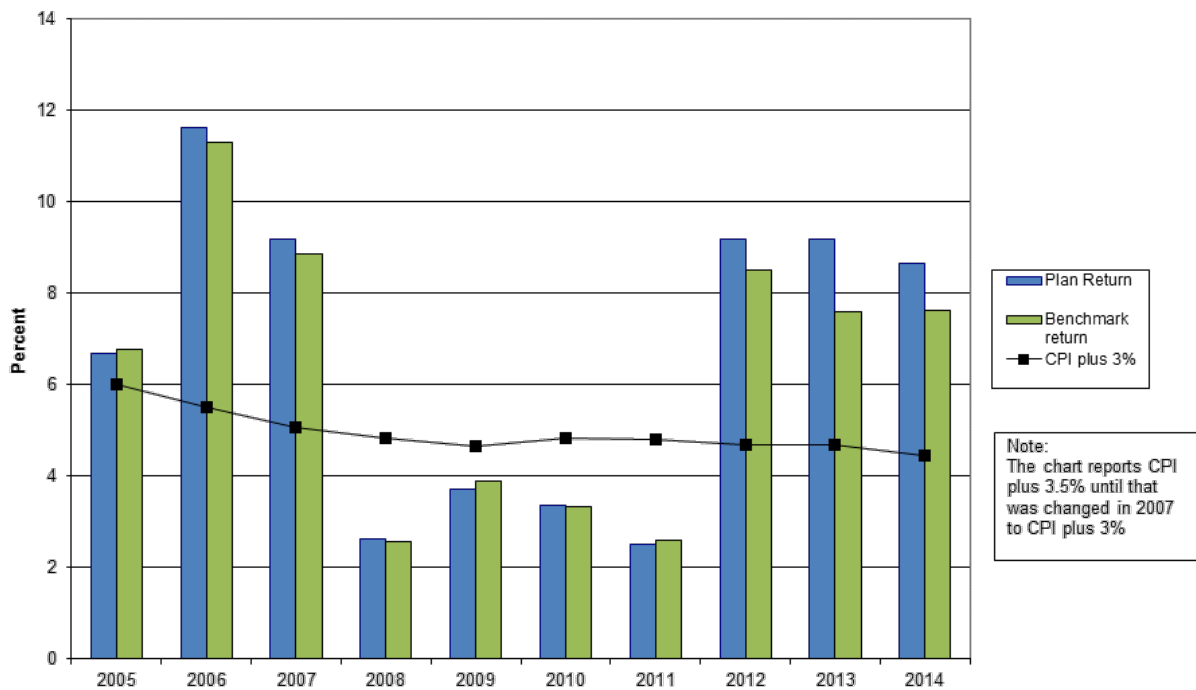
BIA Balanced Fund Performance Summary For the Period Ending December 31, 2014

Top quartile (12 months)	11.3%
Median (12 months)	9.9%
BU Retirement Plan (12 months)	9.0%
Top quartile (4 year rolling)	9.4%
Median (4 year rolling)	8.8%
BU Retirement Plan (4 year rolling)	8.7%

Annual Investment Performance



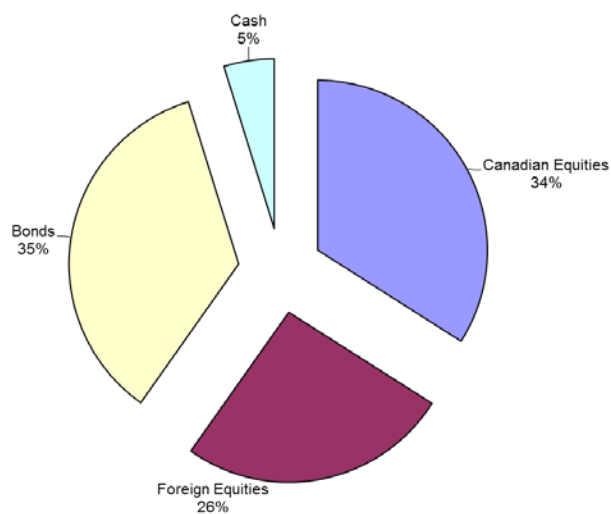
Rolling Four Year Average Investment Returns



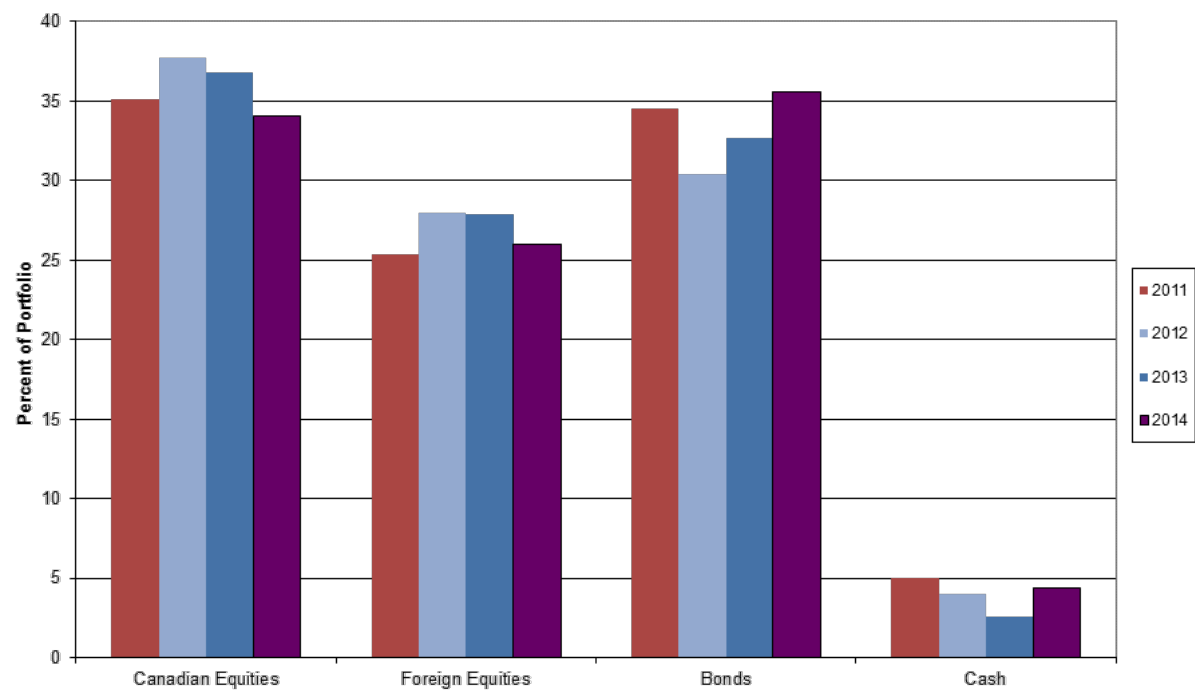
The investment mix of the Brandon University Retirement Plan is established by the investment manager based on market expectations within guidelines authorized by the Trustees of the Plan. On December 31, 2014 the asset mix and the annual performance in each sector follows:

	% of Portfolio	12 month Portfolio return	12 month Benchmark return
Canadian Equities	34.0%	7.5%	10.6%
Foreign Equities	25.8%	12.9%	15.2%
Bonds	35.4%	9.0%	8.8%
Cash	4.8%	1.2%	0.9%
TOTAL FUND	100.0%	9.0%	10.3%

Fund Asset Mix - December 31, 2014



Asset Mix Trend



Responsibility for Financial Reporting

The Board of Trustees of the Brandon University Retirement Plan is responsible for the preparation and presentation of the financial statements and the accompanying notes. The Board of Trustees relies upon the accounting and financial systems established by Brandon University. The financial statements are prepared in conformity with the accounting policies noted in the financial statements, and are reviewed and approved by the Board of Trustees of the Brandon University Retirement Plan. An independent financial auditor whose opinion is included herein examines the statements.

To fulfil its responsibility, Brandon University maintains internal control systems to provide reasonable assurance that relevant and reliable financial information is produced.

Dr. Bryan Hill, Ph.D.
Chair, Board of Trustees
Brandon University Retirement Plan

Scott J. B. Lamont, FCGA, MBA
Vice-President (Administration & Finance)
Brandon University

June 11, 2015



INDEPENDENT AUDITOR'S REPORT

To the Legislative Assembly of Manitoba
To the Board of Trustees of the Brandon University Retirement Plan

We have audited the accompanying financial statements of the Brandon University Retirement Plan, which comprise the statement of financial position as at December 31, 2014, the statements of changes in net assets available for benefits and changes in pension obligations for the year then ended, and a summary of significant accounting policies and other explanatory information.

Management's Responsibility for the Financial Statements

Management is responsible for the preparation and fair presentation of these financial statements in accordance with Canadian accounting standards for pension plans, and for such internal control as management determines is necessary to enable the preparation of financial statements that are free from material misstatement, whether due to fraud or error.

Auditor's Responsibility

Our responsibility is to express an opinion on these financial statements based on our audit. We conducted our audit in accordance with Canadian generally accepted auditing standards. Those standards require that we comply with ethical requirements and plan and perform the audit to obtain reasonable assurance about whether the financial statements are free from material misstatement.

An audit involves performing procedures to obtain audit evidence about the amounts and disclosures in the financial statements. The procedures selected depend on the auditor's judgment, including the assessment of the risks of material misstatement of the financial statements, whether due to fraud or error. In making those risk assessments, the auditor considers internal control relevant to the entity's preparation and fair presentation of the financial statements in order to design audit procedures that are appropriate in the circumstances, but not for the purpose of expressing an opinion on the effectiveness of the entity's internal control. An audit also includes evaluating the appropriateness of accounting policies used and the reasonableness of accounting estimates made by management, as well as evaluating the overall presentation of the financial statements.

We believe that the audit evidence we have obtained is sufficient and appropriate to provide a basis for our audit opinion.

Opinion

In our opinion, the financial statements present fairly, in all material respects, the financial position of the Brandon University Retirement Plan as at December 31, 2014 and the changes in net assets available for benefits and changes in pension obligations for the Plan for the year then ended in accordance with Canadian accounting standards for pension plans.

Office of the Auditor General

Office of the Auditor General
June 11, 2015
Winnipeg, Manitoba

BRANDON UNIVERSITY RETIREMENT PLAN

Statement of Financial Position as at December 31, 2014

	2014	2013
ASSETS		
Accounts receivable	\$ <u>68,076</u>	\$ <u>538,569</u>
Investments (note 2 b)		
Cash and short-term investments	7,334,868	3,812,934
Bonds and debentures	55,183,913	47,006,764
Canadian equities	52,901,724	52,998,382
Foreign equities	<u>40,279,302</u>	<u>40,102,325</u>
	<u>155,699,807</u>	<u>143,920,405</u>
Total Assets	<u>155,767,883</u>	<u>144,458,974</u>
LIABILITIES		
Accounts payable	<u>39,760</u>	<u>28,557</u>
Total Liabilities	<u>39,760</u>	<u>28,557</u>
Net assets available for benefits	<u>155,728,123</u>	<u>144,430,417</u>
Pension obligations	<u>160,422,000</u>	<u>151,952,000</u>
Plan deficit (going concern basis)	\$ <u><u>(4,693,877)</u></u>	\$ <u><u>(7,521,583)</u></u>

The accompanying notes are an integral part of the financial statements.

BRANDON UNIVERSITY RETIREMENT PLAN

Statement of Changes in Net Assets Available for Benefits for the year ended December 31, 2014

	2014	2013
CONTRIBUTIONS		
Members	\$ 2,169,040	\$ 2,094,703
University	2,753,339	2,984,985
University special payments (Note 9)	1,698,000	3,115,006
Transfers from other plans	<u> </u>	<u>192,935</u>
	<u>6,620,379</u>	<u>8,387,629</u>
OTHER INCOME		
Investment income		
Interest	1,522,302	1,851,268
Dividends	<u>2,434,684</u>	<u>2,278,103</u>
	<u>3,956,986</u>	<u>4,129,371</u>
Change in fair value		
Realized	8,719,088	3,105,366
Unrealized	<u>286,263</u>	<u>13,458,618</u>
	<u>9,005,351</u>	<u>16,563,984</u>
Total Increase in Net Assets	<u>19,582,716</u>	<u>29,080,984</u>
PAYMENTS		
Benefit payments		
Retirements	6,305,515	5,695,617
Refunds	1,057,722	551,997
Deaths	<u>238,653</u>	<u>1,191,948</u>
	<u>7,601,890</u>	<u>7,439,562</u>
Administrative expenses		
Actuarial and consulting fees	87,643	59,678
Custodian and plan administration fees	143,467	133,348
Legal and audit fees	8,645	8,467
Investment management fees	450,697	408,263
Trustee expenses	1,134	953
GST rebate	<u>(8,466)</u>	<u>(7,688)</u>
	<u>683,120</u>	<u>603,021</u>
Total Decrease in Net Assets	<u>8,285,010</u>	<u>8,042,583</u>
Net Increase in Assets Available for Benefits	11,297,706	21,038,401
Net Assets Available For Benefits, beginning of year	<u>144,430,417</u>	<u>123,392,016</u>
Net Assets Available For Benefits, end of year	<u>\$ 155,728,123</u>	<u>\$ 144,430,417</u>

The accompanying notes are an integral part of the financial statements.

BRANDON UNIVERSITY RETIREMENT PLAN

Statement of Changes in Pension Obligations for the year ended December 31, 2014

	2014	2013
Interest accrued on benefits	\$ 8,657,000	\$ 7,902,000
Transfers		193,000
Benefits accrued	4,794,000	5,019,000
Benefits paid	(7,602,000)	(7,440,000)
Experience (gain) loss	(13,000)	413,000
Changes in actuarial assumptions	<u>2,634,000</u>	<u>(5,852,000)</u>
Net Change in Pension Obligations	8,470,000	235,000
Pension Obligations, beginning of the year	<u>151,952,000</u>	<u>151,717,000</u>
Pension Obligations, end of year	<u>\$ 160,422,000</u>	<u>\$ 151,952,000</u>

The accompanying notes are an integral part of the financial statements.

BRANDON UNIVERSITY RETIREMENT PLAN

Notes to the Financial Statements for the year ended December 31, 2014

1. Description of the Plan

The following description of the Brandon University Retirement Plan is only a summary. More complete information is contained in the official Plan document.

a) General

The Brandon University Retirement Plan is a final average contributory defined benefit pension plan established April 1, 1974 for the benefit of the employees of Brandon University. The assets of the Plan are held in trust in the name of ten Trustees - eight elected by and from the Plan membership and two appointed by the Board of Governors. The Trustees oversee the administration of the Plan and set forth the investment guidelines. Their obligations and responsibilities are defined in a trust agreement with Brandon University. An asset manager invests the Plan assets based on the approved investment guidelines and according to the terms of the Managed Account Agreement. The Plan is registered with the Pension Commission of Manitoba and meets the requirements of the Pension Benefits Act of Manitoba and the Income Tax Act (Canada).

b) Membership

Unless otherwise stated, all Brandon University employees are eligible to become members of the Plan on their date of employment. Full-time and certain part-time employees are required to join the Plan. Membership is optional for other part-time and certain specified employees.

c) Funding

The Plan receives its funds from:

- i) the contributions of members who are required to contribute at the rate of 8.0% of salary up to the Year's Basic Earnings (YBE), 6.2% between the YBE and to the Year's Maximum Pensionable Earnings (YMPE) and 8.0% in excess of the YMPE. Members contribute only on the amount earned up to the Year's Maximum Contributory Earnings.
- ii) the University is required to contribute at the rate of 8.0% of salary up to the YBE, 6.2% between the YBE and the YMPE and 8.0% in excess of the YMPE with no salary limitations applied, any additional funding required to fund the current service costs, plus any special payments for the unfunded liability required under the Pension Benefits Act of Manitoba.
- iii) the income from investments

An actuarial valuation is performed at least once every three years to determine the adequacy of the funding for pension benefits (see note 2g).

d) Plan Benefits

The Plan provides for the payment of benefits to a member upon retirement, death, or termination of employment with Brandon University.

Retirement benefits are determined by a formula which takes into consideration the member's pensionable earnings, term of employment with Brandon University and a percentage of the Canada Pension Plan earnings. At retirement, the member is entitled to an annual pension equal to 2% of final average earnings

BRANDON UNIVERSITY RETIREMENT PLAN

Notes to the Financial Statements for the year ended December 31, 2014

multiplied by the member's years of credited service less 0.6% of CPP average earnings multiplied by the member's years of service since January 1, 1990. Benefits are payable for the lifetime of the member. Full benefits are payable (a) upon normal retirement; (b) upon early retirement for members who qualify. Reduced benefits are provided to members who retire early and do not qualify for full benefits.

Death and termination benefits are based on the value of the member's pension as determined by the Plan Administrator at the time of death or termination of employment. The options available to beneficiaries and terminating members are outlined in the official Plan document.

2. Significant Accounting Policies

a) General

The Brandon University Retirement Plan prepares its financial statements in accordance with Canadian accounting standards for pension plans. The Plan has adopted Part II (Private Enterprises) accounting standards for all accounting policies that do not relate to the valuation of the investment portfolio or pension obligations.

b) Financial Instruments

The financial instruments of the Plan consist of accounts receivable, investments, and accounts payable. The Plan recognizes and derecognizes all financial assets and liabilities in accordance with Financial Instruments, Section 3856, of Part II of the CPA Canada Handbook.

Initially, all financial assets and liabilities are recorded at fair value on the Statement of Financial Position. Subsequent measurement is determined by the classification of each financial asset and liability. Investments assets and liabilities are measured at fair value based on International Financial Reporting Standards (IFRS 13) with the change in fair value recognized in the Statement of Changes in Net Assets Available for Benefits. Financial instruments classified as accounts receivable and accounts payable are measured at amortized cost using the effective interest method.

Investments are recorded at market value on a trade date basis.

Fair values of investments (including the underlying assets of investments held in pooled funds) are determined as follows:

Fixed Income:

Short-term investments are recorded at cost which approximates market value. Bonds and debentures are valued at market by an independent securities valuation company.

Equity:

Publicly traded securities are recorded at year end market prices.

c) Investment Income

Dividend income is recognized on the ex-dividend date and interest income is recognized on the accrual basis as earned.

BRANDON UNIVERSITY RETIREMENT PLAN

Notes to the Financial Statements for the year ended December 31, 2014

d) Foreign Currency Translation

The fair value of investments denominated in foreign currencies is translated into Canadian dollars at the exchange rate in effect at year end and the resulting change is included in the change in fair value of

investments. Revenue and expense transactions are translated at the exchange rates prevailing on the dates of the transactions and are included in investment income or the change in fair value of investments (realized gains or losses) at the translated amounts.

e) Contributions

Contributions from the members and the University are recorded on an accrual basis. Cash received from members as transfers from other pension plans is recorded when received.

f) Use of Estimates

Preparation of the financial statements requires management to make estimates and assumptions that primarily affect the reported amounts of assets and liabilities at the date of the financial statements, and the reported amounts of changes in net assets available during the year. Actual results could differ from these estimates.

g) Pension Obligations

The pension obligations of the Brandon University Retirement Plan are the actuarial present value of accrued pension benefits determined by applying the best estimate assumptions and the projected benefit method prorated on services.

3. Financial Risk Management

Management of investments is governed by the managed account agreement between the Brandon University Retirement Plan and Connor, Clark & Lunn Management Ltd. The investment management objective of the Plan is to maximize the long-term total return while protecting the capital value of the fund from major market fluctuations through prudent management of asset allocation and prudent selection of investments. The investment manager is to attain an average rate of return of 3% over the CPI increase for the same period.

The Plan's investments are publicly traded.

There have been no substantive changes in the Plan's exposure to financial instrument risks, its objectives, policies and processes for managing those risks or the methods used to measure them from the previous period unless otherwise stated in this note.

a) Market Risk

Market risk is the risk the value of an investment will fluctuate as a result of changes in market prices whether those changes are caused by factors specific to an individual investment or volatility in interest rates, foreign currencies or other factors affecting similar securities traded in the market.

The Plan's cash and investments, including investments denominated in foreign currencies, are reported in Canadian dollars as follows:

BRANDON UNIVERSITY RETIREMENT PLAN

Notes to the Financial Statements for the year ended December 31, 2014

	(in thousands of dollars)			
	<u>2014</u>		<u>2013</u>	
Canadian cash and short-term investments	\$ 7,335	4.8 %	\$ 3,813	2.6 %
Canadian bonds	55,184	35.4 %	47,007	32.7 %
Canadian equities	<u>52,902</u>	<u>34.0 %</u>	<u>52,998</u>	<u>36.8 %</u>
	115,421	74.2 %	103,818	72.1 %
US equities	21,060	13.5 %	22,727	15.8 %
Non-North American equities	<u>19,219</u>	<u>12.3 %</u>	<u>17,375</u>	<u>12.1 %</u>
	<u>\$ 155,700</u>	<u>100.0 %</u>	<u>\$ 143,920</u>	<u>100.0 %</u>

i) Interest rate risk is the risk that fair value or future cash flows of a financial instrument will fluctuate due to changes in market interest rates. The value of the Plan's fixed income investments is directly affected by changes in nominal and real interest rates. There are guidelines in the managed account agreement for the fixed income investment portfolio related to permitted investments, diversification, and quality, and duration management which are designed to mitigate the risks of interest rate volatility

Duration is the most common measure used to quantify the impact of changes in bond prices due to change in interest rates. Using this measure it is estimated that a one percent increase or decrease in interest rates, with all other variables held constant, would result in a change in fair value on Canadian bonds of 6.72% or \$3,706,713 (2013- 6.26% or \$2,943,924).

ii) Currency risk is the risk that the value of non-Canadian investments measured in Canadian dollars will fluctuate due to changes in foreign exchange rates primarily related to foreign equity holdings. In some instances, forward foreign exchange contracts are used to manage currency exposure in connection with securities purchased in foreign currency. Forward foreign exchange contracts are contractual agreements that establish an agreed upon exchange rate at a settlement date in the future for the purpose of protecting future cash flows from adverse price movements.

A 10 percent increase or decrease in exchange rates, with all other variables held constant, would result in a change in unrealized gains/(losses) of \$4,027,930 (2013 - \$4,010,232). Generally when there is a 10% strengthening (weakening) of the Canadian dollar versus the corresponding currency, there would be a 10% decrease (increase) in the value of the corresponding country's portion of the portfolio from this currency movement.

iii) Other price risk is the risk that the fair value or future cash flows from portfolio holdings fluctuate because of changes generally, in market prices, other than those arising from interest rate risk or currency risk or as a result of a deterioration in the outlook for a specific issuer. To manage its price risk arising from investments in equity securities, by policy, the portfolio is well diversified. The managed account agreement sets out the limits of investments in any one security as well as concentration within market sectors.

The Plan's target asset allocation based on fair value is:

Fixed income	35 %
Canadian equity	35 %
Foreign equity	25 %
Cash	5 %

Total exposure to equities is to be no less than 35% of the Pension Fund and no more than 70% of the Pension Fund.

BRANDON UNIVERSITY RETIREMENT PLAN

Notes to the Financial Statements for the year ended December 31, 2014

b) Liquidity Risk

Liquidity risk is the risk that the Plan will encounter difficulty in having available sufficient funds to meet its commitments as they come due. It is the Pension Plan's policy to ensure that it will have sufficient cash and short-term investments to allow it to meet its liabilities when they come due.

The term to maturity and the related market values of bonds and debentures are as follows:

	(in thousands of dollars)	
	<u>2014</u>	<u>2013</u>
Term to Maturity		
Less than one year	\$ 4,269	\$ 3,505
One to five years	11,059	12,425
Over five years	<u>39,856</u>	<u>31,077</u>
Total bonds and debentures	<u>\$ 55,184</u>	<u>\$ 47,007</u>

c) Credit Risk

Credit risk arises from the possibility that a loss may occur from the failure of another party to perform according to the terms of a contract. Credit risk is the risk the issuer of the debt security or a counter party to a derivative contract is unable to meet its financial obligation. Credit risk encompasses the risk of a deterioration of credit worthiness and concentration risk. The Plan limits credit risk through a managed account agreement with its investment manager that details the specific quality and concentration constraints.

At December 31, 2014, the Plan's maximum credit risk exposure related to cash and short-term investments and bonds and debentures is \$62,518,781 (2013 - \$50,819,698), and accounts receivable is \$68,076 (2013 - \$538,569). The Plan limits credit risk by acquiring high quality securities and following the managed account agreement. The managed account agreement establishes limits for ownership of investments and acceptable credit ratings. In the case of bonds and debentures, all must be rated BBB or higher.

The breakdown of the fixed income investment portfolio by credit rating from various rating agencies are as follows:

	(in thousands of dollars)			
	<u>2014</u>		<u>2013</u>	
Bonds and debentures investments				
Credit Rating				
AAA	\$ 1,366	2.5 %	\$ 3,226	8.6 %
AA	33,792	61.2 %	14,074	37.7 %
A	13,991	25.4 %	14,913	40.0 %
BBB	<u>6,035</u>	<u>10.9 %</u>	<u>5,114</u>	<u>13.7 %</u>
	55,184	100.0 %	37,327	100.0 %
Cash and short-term investments	<u>7,335</u>		<u>5,302</u>	
	<u>\$ 62,519</u>		<u>\$ 42,629</u>	

BRANDON UNIVERSITY RETIREMENT PLAN

Notes to the Financial Statements for the year ended December 31, 2014

4. Capital Management

The capital of the Brandon University Retirement Plan is comprised of the net assets available for benefits. The combined assets of the Plan are held in the name of the Trustees of the Plan as described in Note 1 a).

The Trustees, as the administrators of the Plan, on behalf of Brandon University, have developed appropriate risk management strategies, as described in Note 3, to preserve the net assets available for benefits. In accordance with the provisions of The Pension Benefits Act of the Province of Manitoba and the provisions of the Income Tax Act (Canada) a Statement of Investment Policies and Procedures (SIPP) has been established. The SIPP states the investment objectives and investment guidelines by class of investment. The objective when managing capital is to maximize the long-term total return through prudent selection of investments in compliance with the investment rules under the respective federal and provincial Pension Benefits Acts.

There have been no significant changes to the University's capital management objectives, policies and processes in the year nor have there been any changes in what the Trustees consider to be the Plan's capital. The Pension Plan has complied with externally imposed capital requirements during the year.

5. Fair Value Measurement

Fair value is defined as the price that would be received to sell an asset or paid to transfer a liability in an orderly transaction between market participants at the measurement date.

Fair value measurements are based on the assumptions that market participants would use when pricing the item being measured under current market conditions, including assumptions about risk.

The Plan uses a fair value hierarchy under which the inputs to valuations techniques used to measure fair value are categorized into three levels. They are as follows:

Level 1: Inputs are quoted market prices (unadjusted) in active markets for identical assets or liabilities the Plan can access at the measurement date.

Level 2: Inputs are inputs other than quoted prices included within Level 1 that are observable for the assets or liability, either directly (prices) or indirectly (derived from prices).

Level 3: Inputs are unobservable inputs for the asset or liability.

(in thousands of dollars)				
	<u>2014</u>		<u>2013</u>	
	Level 2	Total	Level 2	Total
Cash	\$ 14	\$ 14	\$ 22	\$ 22
Short-term investments	7,321	7,321	3,791	3,791
Bonds and debentures	55,184	55,184	47,007	47,007
Canadian equities	52,902	52,902	52,998	52,998
Foreign equities	40,279	40,279	40,102	40,102
	<u>\$ 155,700</u>	<u>\$ 155,700</u>	<u>\$ 143,920</u>	<u>\$ 143,920</u>

BRANDON UNIVERSITY RETIREMENT PLAN

Notes to the Financial Statements for the year ended December 31, 2014

6. Investments

Section 3.29 of the Pension Benefits Act Regulations requires disclosure of each investment that has a fair value greater than 1% of the fair value of all investments. The investments, including pooled funds, are as follows:

	<u>2014</u>
Bonds and debentures:	
Connor, Clark & Lunn Bond Pool Fund Class A	\$ 55,183,913
Canadian equities:	
Connor, Clark & Lunn Q 120/20 Fund Class I	\$ 18,216,502
PCJ Canadian Equity Fund	\$ 17,436,904
SRA Canadian Equity Fund	\$ 17,248,319
US equities:	
Connor, Clark & Lunn US Equity Class A	\$ 21,060,271
Non-North American equities:	
Connor, Clark & Lunn New Star EAFE Class A	\$ 19,219,031

7. Actuarial Valuation

The actuarial present value of accrued pension benefits was determined using the accrued benefit method prorated on service and using assumptions recommended by the actuary and approved by the Trustees. An actuarial valuation was prepared as at December 31, 2013 and completed in May 2014, by Eckler Ltd., a firm of consulting actuaries. Those results provide the present value of accrued pension benefits as at December 31, 2013 and accruing cost in 2014. A second actuarial valuation was prepared by Eckler Ltd. as at December 31, 2014 to determine the present value of accrued pension benefits as at December 31, 2014. The valuation as at December 31, 2014 has not yet been filed with Manitoba's Office of the Superintendent - Pension Commission.

The assumptions used in determining the actuarial value of accrued pension benefits were developed by reference to expected long-term market conditions. Significant actuarial assumptions used in the valuations were:

	<u>2014</u>	<u>2013</u>
Discount rate	5.65 %	5.75 %
Rate of salary increase	3.00 %	3.00 %
Mortality rate	RPP 2014 Public Sector with Mortality Table (CPM-RPP2014Publ) with full generational improvements in mortality using CPM improvement scale B (CPM-B).	UP1994 Table projected with Scale AA for ongoing future improvements in mortality, adjusted by a factor of 75% at each age.

The actuarial value of net assets as at December 31 were:

	<u>2014</u>	<u>2013</u>
Market value of net assets available for pension benefits	\$ 155,728,000	\$ 144,430,000
Market value of changes not reflected in the actuarial value of net assets	(7,786,000)	(7,221,000)
Actuarial value of net assets available for pension benefits	<u>\$ 147,942,000</u>	<u>\$ 137,209,000</u>
Actuarial value as a percentage of market value	95.0 %	95.0 %

BRANDON UNIVERSITY RETIREMENT PLAN

Notes to the Financial Statements for the year ended December 31, 2014

The actuarial valuation indicates an actuarial deficit of \$12,480,000 as at December 31, 2014 using the accrued benefit method. The valuation is based on actuarial assumptions with regard to demographics, rate of return on investments and salary increases to compare the Plan's actuarial assets with its actuarial liabilities.

The next required valuation of the plan will be as at December 31, 2015 and will be completed in 2016.

8. Election for Exemption from Special Payments

The Brandon University Retirement Plan is subject to the Manitoba Pension Benefits Act and Regulations. The University Pension Plans Exemption Regulation 141/2007 allowed the University to make an election to be exempt from solvency and transfer deficiency payments. "2(1) An employer in relation to a university plan may, by filing a written election with the plan administrator, elect to be exempt from the solvency and transfer deficiency provisions."

On January 19, 2009 the University filed such an election.

With the exemption, the Plan will continue to be subject to the going-concern funding provisions of the Act.

9. Going-Concern Deficit Funding

An actuarial valuation performed by the Plan's actuary, Eckler Ltd., to determine the Plan's funding status as required by the Pension Benefits Act of Manitoba, is being prepared as at December 31, 2014 and will be filed with the Manitoba's Office of the Superintendent - Pension Commission in 2015. The results of that valuation are presented in these financial statements.

The University will be required to fund the matching contributions, as well as the actuarial cost of the defined benefits in excess of the matching costs. A funding deficit is required to be funded over a maximum period of 15 years. The existing funding deficit will be funded over 12 years. Special payments totaling \$1,473,000 will be made in 2015 (2014- \$1,698,000).

10. Contributed Services

Brandon University provides staff and miscellaneous administrative services at no charge to the Plan. The cost of these services is not reflected in the Financial Statements.

11. Comparative Figures

Comparative figures for the year ended December 31, 2013 have been reclassified where necessary to conform with the presentation adopted for the year ended December 31, 2014.